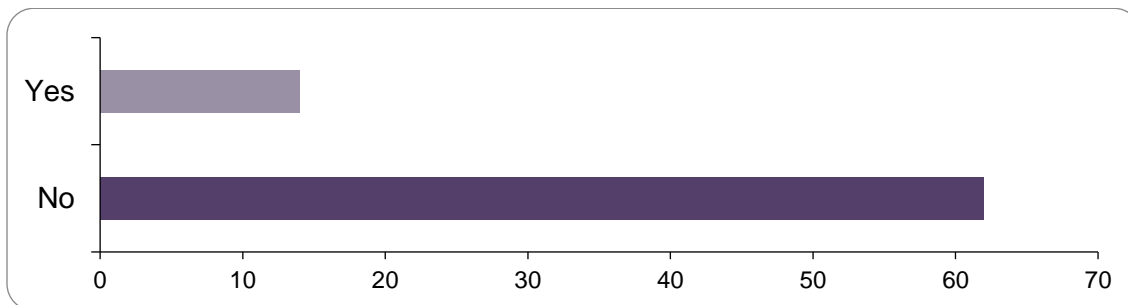


Appendix 2

Our City, Our Plan

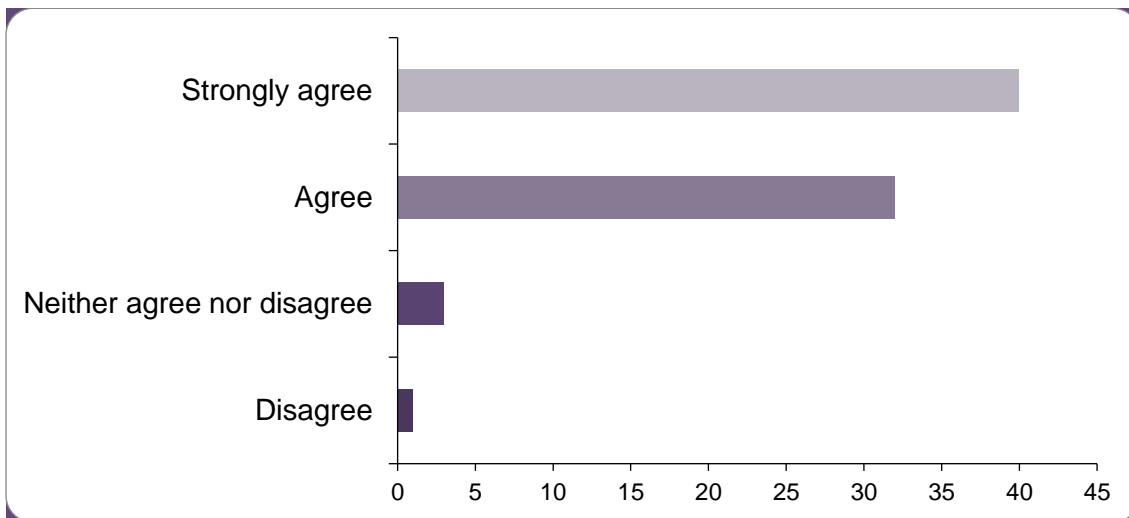
Consultation Responses

Are you responding on behalf of an organisation?



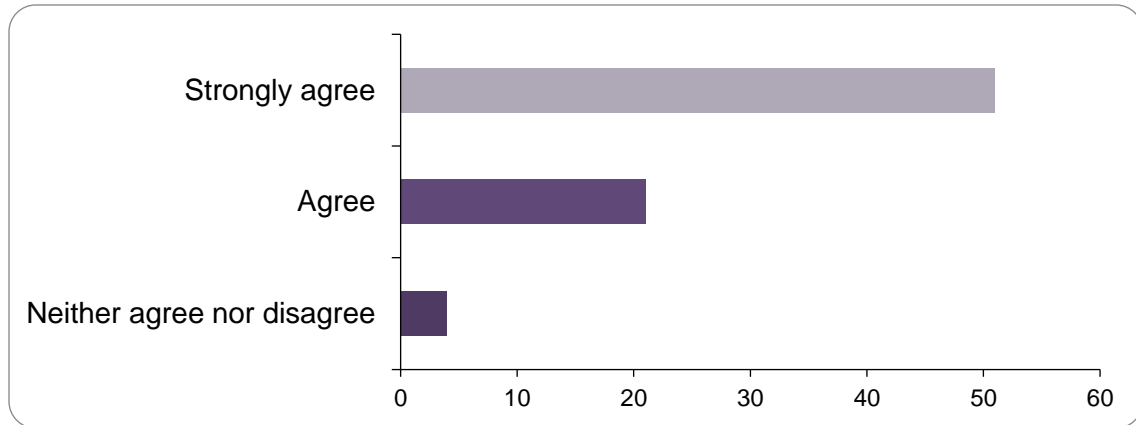
Option	Total	Percent
Yes	14	18.42%
No	62	81.58%
Not Answered	0	0.00%

To what extent do you agree or disagree with our six priorities?



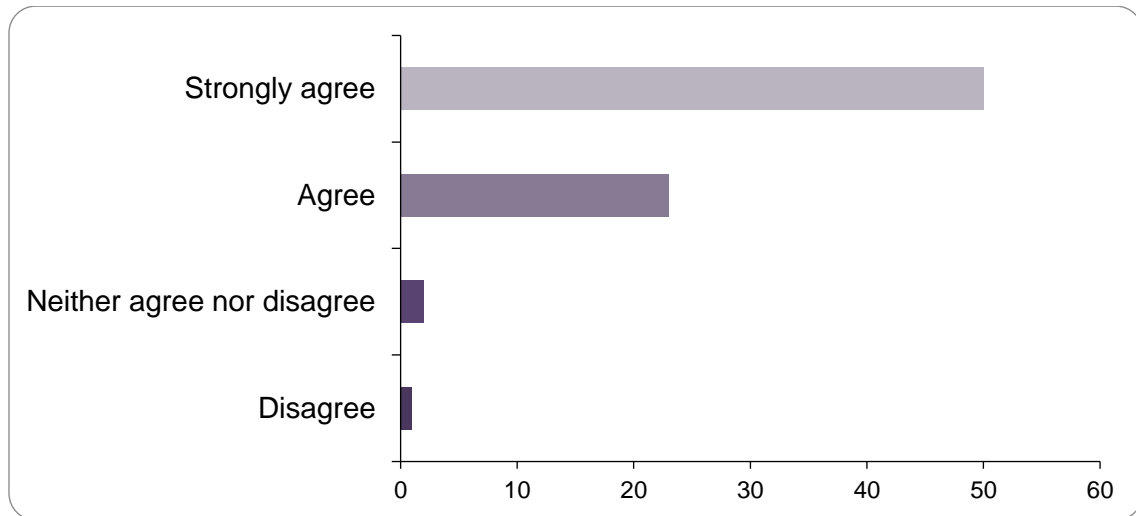
Option	Total	Percent
Strongly agree	40	52.63%
Agree	32	42.11%
Neither agree nor disagree	3	3.95%
Disagree	1	1.32%
Strongly disagree	0	0.00%
Not Answered	0	0.00%

**To what extent do you agree or disagree with our proposals for the
'Strong families where children grow up well and achieve their full
potential' priority?**



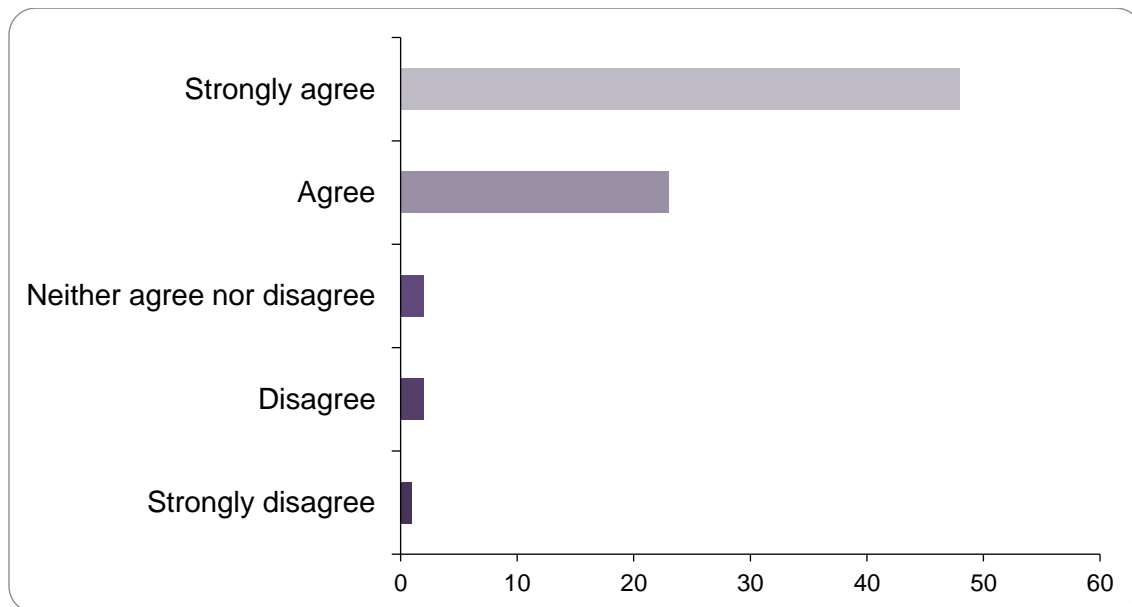
Option	Total	Percent
Strongly agree	51	67.11%
Agree	21	27.63%
Neither agree nor disagree	4	5.26%
Disagree	0	0.00%
Strongly disagree	0	0.00%
Not Answered	0	0.00%

**To what extent do you agree or disagree with our proposals for the
'Fulfilled lives with quality care for those that need it' priority?**



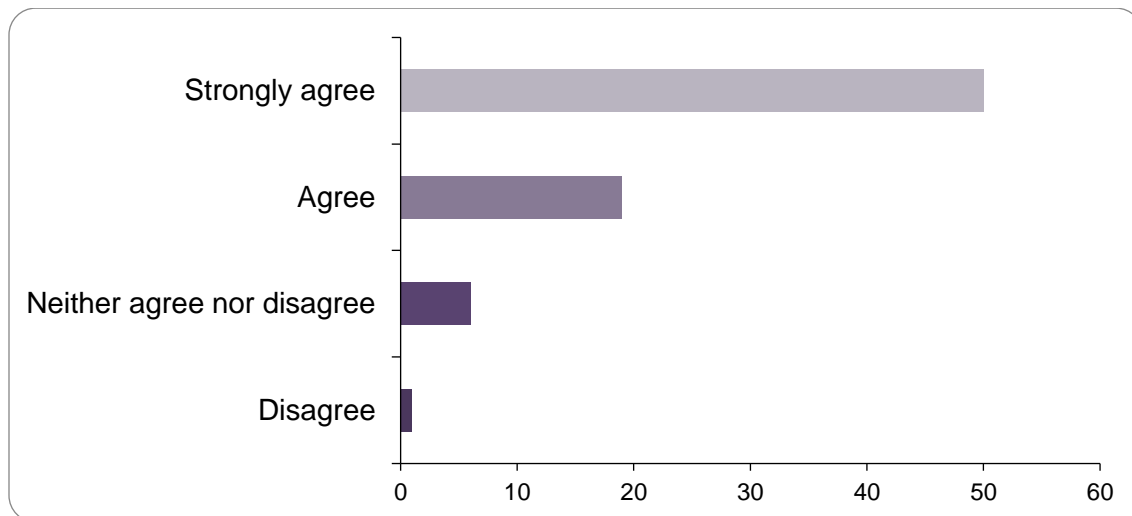
Option	Total	Percent
Strongly agree	50	65.79%
Agree	23	30.26%
Neither agree nor disagree	2	2.63%
Disagree	1	1.32%
Strongly disagree	0	0.00%
Not Answered	0	0.00%

**To what extent do you agree or disagree with our proposals for the
'Healthy, inclusive communities' priority?**



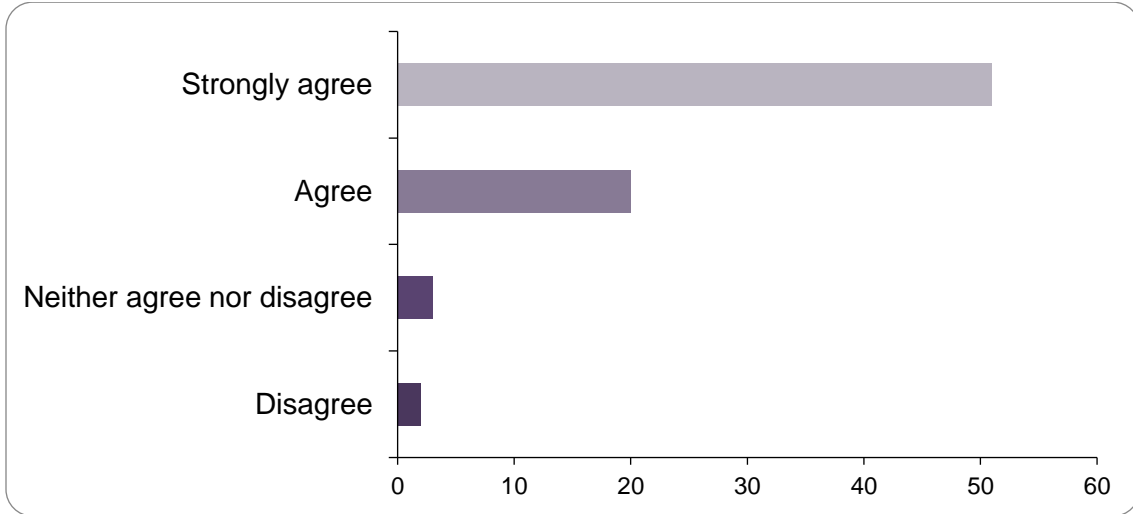
Option	Total	Percent
Strongly agree	48	63.16%
Agree	23	30.26%
Neither agree nor disagree	2	2.63%
Disagree	2	2.63%
Strongly disagree	1	1.32%
Not Answered	0	0.00%

**To what extent do you agree or disagree with our proposals for the
'Good homes in well-connected neighbourhoods' priority?**



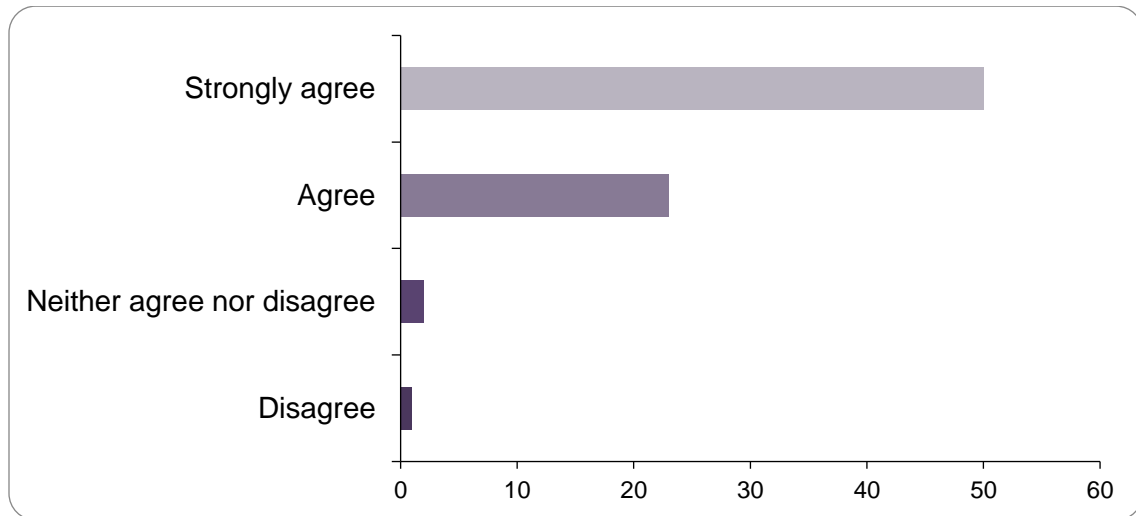
Option	Total	Percent
Strongly agree	50	65.79%
Agree	19	25.00%
Neither agree nor disagree	6	7.89%
Disagree	1	1.32%
Strongly disagree	0	0.00%
Not Answered	0	0.00%

**To what extent do you agree or disagree with our proposals for the
'More local people into good jobs and training' priority?**



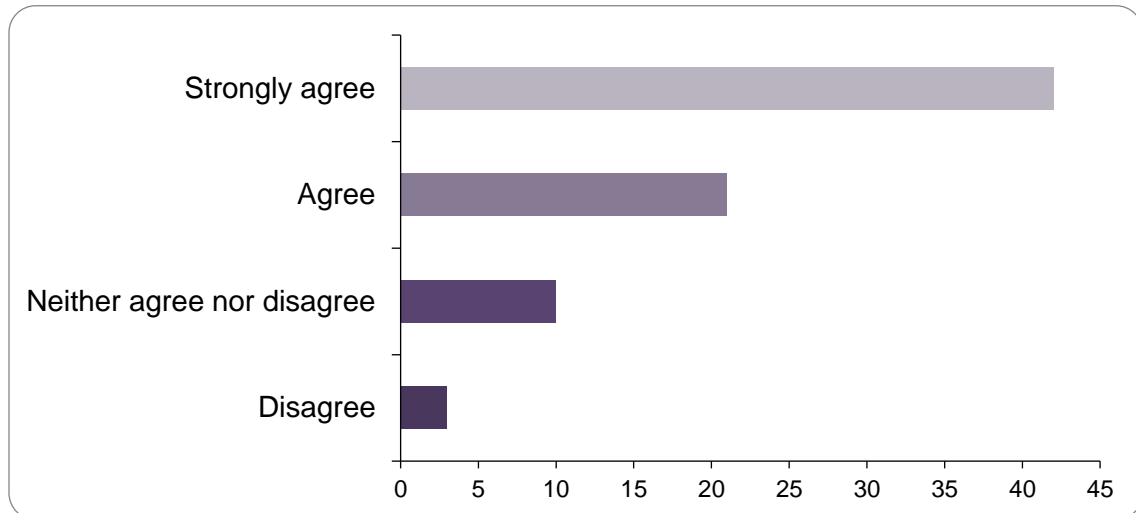
Option	Total	Percent
Strongly agree	51	67.11%
Agree	20	26.32%
Neither agree nor disagree	3	3.95%
Disagree	2	2.63%
Strongly disagree	0	0.00%
Not Answered	0	0.00%

**To what extent do you agree or disagree with our proposals for the
'Thriving economy in all parts of the city' priority?**



Option	Total	Percent
Strongly agree	50	65.79%
Agree	23	30.26%
Neither agree nor disagree	2	2.63%
Disagree	1	1.32%
Strongly disagree	0	0.00%
Not Answered	0	0.00%

Our Council Plan is supported by three cross cutting principles:



Option	Total	Percent
Strongly agree	42	55.26%
Agree	21	27.63%
Neither agree nor disagree	10	13.16%
Disagree	3	3.95%
Strongly disagree	0	0.00%
Not Answered	0	0.00%